






20 001 706

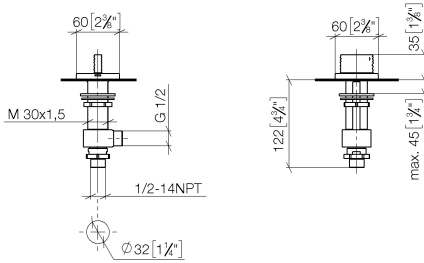
- with WAVES structure
- hole diameter 32 mm
- rosette 60 x 60 mm
- with hot marking



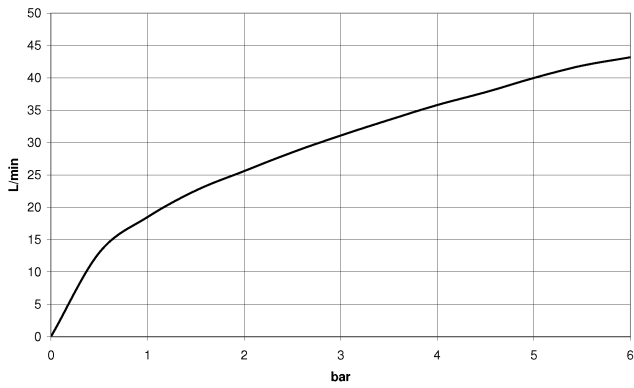
| | | |
|---|-------------------------------|---------------|
|  | Champagne (22kt Gold) | 20 001 706-47 |
|  | Chrome | 20 001 706-00 |
|  | Brushed Platinum | 20 001 706-06 |
|  | Dark Chrome | 20 001 706-19 |
|  | Brushed Champagne (22kt Gold) | 20 001 706-46 |
|  | Brushed Dark Platinum | 20 001 706-99 |

20 001 706

mm [inches]



Flow rate chart

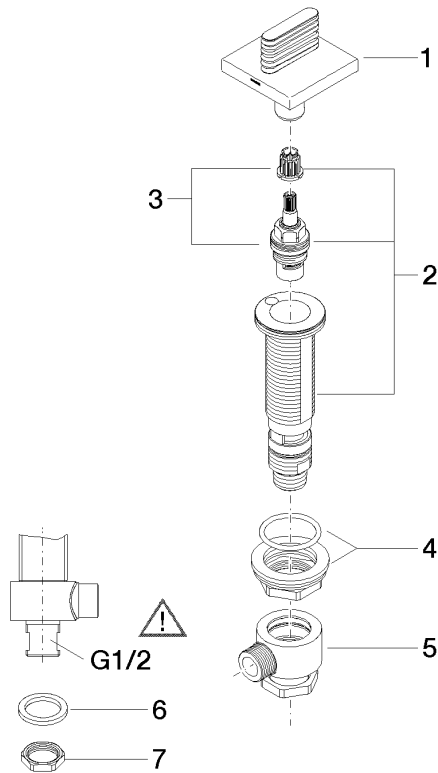


Certificates

WRAS_2103001.

20 001 706

Parts for other finishes can be found here: [Chrome](#)



Spare parts list

| No. | Item Number | Name | Quantity used | Delivery time |
|-----|--------------------|--------------------|---------------|---------------|
| 1 | 90 20 70 055 05-47 | handle (hot) | 1 | 30 |
| 2 | 04 17 11 058 32 90 | side panel | 1 | 2 |
| 3 | 90 90 03 132 00 90 | top | 1 | 2 |
| 4 | 04 23 10 032 78 90 | fixing set | 1 | 2 |
| 5 | 04 17 11 023 10 90 | distributor | 1 | 2 |
| 6 | 90 23 30 040 00-47 | threaded connector | 1 | 30 |
| 7 | 09 30 11 059 90 | disc | 1 | 2 |
| 8 | 09 23 10 012 90 | nut | 1 | 2 |